

The stylish 2007 Corolla. A pleasure to look at. Even more fun to drive.

COROLLA 07

 TOYOTA | *moving forward* ▶



COROLLA 07



TOYOTA | *moving forward* ▶



CE
5-Speed Manual (1801)
MSRP** Starting At: \$14,205.00



CE
4-Speed Automatic (1802)
MSRP** Starting At: \$15,005.00



S
5-Speed Manual (1811)
MSRP** Starting At: \$15,250.00



S
4-Speed Automatic (1812)
MSRP** Starting At: \$16,050.00











LE
5-Speed Manual (1821)
MSRP** Starting At: \$15,415.00



LE
4-Speed Automatic (1822)
MSRP** Starting At: \$16,215.00

Exterior colors available for your Corolla*

Super White		Phantom Gray Pearl		Silver Streak Mica		Black Sand Pearl	
Impulse Red Pearl		Desert Sand Pearl		Cactus Mica		Indigo Ink Pearl	

Interior colors available for your Corolla*

Stone Fabric		Beige Fabric		Dark Charcoal fabric	
--------------	---	--------------	---	----------------------	--

*This vehicle eBrochure is designed to identify vehicles commonly available in your area. If you would prefer to purchase a vehicle with no options or additional options, please contact your local dealer to check for current availability or the possibility of placing an order for such a vehicle.

MSRP**
2007 Manufacturer's Suggested Retail Price, excludes the Delivery, Processing and Handling Fee of \$620 for Cars and \$645 for Trucks, Vans and SUVs. (Historically, vehicle manufacturers and distributors have charged a separate fee for processing, handling and delivering vehicles to dealerships. Toyota's charge for these services is called the "Delivery, Processing and Handling Fee" and is based on the value of the processing, handling and delivery services Toyota provides as well as Toyota's overall pricing structure. Toyota may make a profit on the Delivery, Processing and Handling Fee.) Excludes taxes, license, title and available or regionally required equipment. The Delivery, Processing and Handling Fee in AL, AR, FL, GA, LA, MS, NC, OK, SC and TX is \$50-55 higher for Trucks, Sienna and SUVs, and \$55 higher for all other Toyota vehicles. Actual dealer price may vary. Pricing, specifications, standard features and available equipment are based on information available when this page was produced and are subject to change without notice.



Standard Features and Options* S = Standard O = Optional P = Part of Package	CE 5-Speed Manual (1801)	CE 4-Speed Auto (1802)	S 5-Speed Manual (1811)	S 4-Speed Auto (1812)	LE 5-Speed Manual (1821)	LE 4-Speed Auto (1822)
MECHANICAL & PERFORMANCE						
1.8-Liter DOHC 16-Valve VVT-i 4-Cylinder	S	S	S	S	S	S
5-Speed Manual Overdrive	S	-	S	-	S	-
4-Speed Electronically Controlled Automatic Overdrive (ECT)	-	S	-	S	-	S
Engine Speed-Sensing Power-Assisted Rack-and-Pinion	S	S	S	S	S	S
Power-Assisted Ventilated Front Disc/Rear Drum	S	S	S	S	S	S
Independent MacPherson Strut Front, Torsion Beam Rear Suspension w/Front & Rear Stabilizer Bars	S	S	S	S	S	S
Front Engine, Front-Wheel Drive	S	S	S	S	S	S
SAFETY						
Driver Front Airbag & Front Passenger Airbag w/Advanced Airbag System [1]	S	S	S	S	S	S
Driver & Front Passenger Front Seat-Mounted Side Airbags & Front & Rear Side Curtain Airbags [1]	O	O	O/P	O/P	O/P	O/P
Front Seatbelt Pretensioners w/Force Limiters	S	S	S	S	S	S
Vehicle Stability Control (VSC) [2,3] w/Traction Control (TRAC) & Brake Assist [4]	-	-	O	O	O	O
4-Wheel Anti-lock Brake System (ABS) w/Electronic Brake-Force Distribution (EBD) & Direct Tire Pressure Monitor System [5]	O	O	O	O	O	O
3-Point Rear Seatbelts for all Rear Positions	S	S	S	S	S	S
Automatic/Emergency Locking Retractors (ALR/ELR) for All Front & Rear Passenger Seatbelts, Emergency Locking Retractor (ELR) for Driver's Seatbelt	S	S	S	S	S	S
Child-Protector Rear Door Locks	S	S	S	S	S	S
Child Restraint System (CRS) Lower Anchors & Top Tether Anchors (LATCH)	S	S	S	S	S	S

*This vehicle eBrochure is designed to identify vehicles commonly available in your area. If you would prefer to purchase a vehicle with no options or additional options, please contact your local dealer to check for current availability or the possibility of placing an order for such a vehicle.



Standard Features and Options* S = Standard O = Optional P = Part of Package	CE 5-Speed Manual (1801)	CE 4-Speed Auto (1802)	S 5-Speed Manual (1811)	S 4-Speed Auto (1812)	LE 5-Speed Manual (1821)	LE 4-Speed Auto (1822)
Trunk-Entrapment Release	S	S	S	S	S	S
Daytime Running Lights (DRL) w/Auto On/Off Feature	S	S	S	S	S	S
Side-Impact Door Beams	S	S	S	S	S	S
Anti-Theft System w/Engine Immobilizer	S	S	S	S	S	S
Center High-Mount Stop Lamp (CHMSL)	S	S	S	S	S	S
EXTERIOR						
Aerodynamic Multi-Reflector Halogen Headlamps w/Daytime Running Lights (DRL)	S	S	-	-	S	S
Aerodynamic Multi-Reflector Halogen Headlamps w/Daytime Running Lights (DRL) & Smoked Lenses	-	-	S	S	-	-
Integrated Front Fog Lamps	-	-	S	S	-	-
Power Remote-Controlled Outside Mirrors	S	S	-	-	-	-
Color-Keyed Power Remote-Controlled Outside Mirrors	-	-	S	S	S	S
Color-Keyed Outside Door Handles	S	S	S	S	S	S
Black Protective Body Side Moldings	S	S	-	-	-	-
Color-Keyed Protective Body Side Moldings	-	-	S	S	S	S
Color-Keyed Front & Rear Underbody Spoilers, Side Rocker Panel Moldings & Rear Mudguards	-	-	S	S	-	-
15-in. Steel Wheels w/P185/65R15 Tires & Full Wheel Covers	S	S	-	-	-	-
15-in. Steel Wheels w/P195/65R15 Tires & Full Wheel Covers	-	-	S	S	S	S
15-in. Alloy Wheels w/P195/65R15 Tires	-	-	P	P	O	O
16-in. Alloy Wheels w/P195/55R16 Tires [6]	-	-	O	O	-	-
Power Tilt/Slide Moonroof w/Sunshade	-	-	O/P	O/P	O/P	O/P
Intermittent Windshield Wipers	S	S	S	S	-	-
Variable Intermittent Windshield Wipers w/Mist Cycle	-	-	-	-	S	S

*This vehicle eBrochure is designed to identify vehicles commonly available in your area. If you would prefer to purchase a vehicle with no options or additional options, please contact your local dealer to check for current availability or the possibility of placing an order for such a vehicle.



Standard Features and Options* S = Standard O = Optional P = Part of Package	CE 5-Speed Manual (1801)	CE 4-Speed Auto (1802)	S 5-Speed Manual (1811)	S 4-Speed Auto (1812)	LE 5-Speed Manual (1821)	LE 4-Speed Auto (1822)
COMFORT & CONVENIENCE						
Power Door Locks w/Shift-Activated Locking Feature [7]	P	P	S	S	S	S
Power Windows w/Driver-Side Auto-Down Feature	P	P	P	P	S	S
Cruise Control	O	O	P	P	P	P
Defroster-Linked CFC-Free Air Conditioning w/Air Filter	S	S	S	S	S	S
Tilt Steering Wheel	S	S	S	S	S	S
Leather-Wrapped Steering Wheel & Shift Lever Knob	-	-	S	S	-	-
AM/FM CD w/Four Speakers	S	S	-	-	-	-
AM/FM CD w/Six Speakers	-	-	S	S	S	S
AM/FM 6-Disc In-Dash CD Changer w/Six Speakers	-	-	O	O	P	P
Chrome-Accented Door Handles, Gauges, Shift Lever & Shift Surround	-	-	S	S	-	-
Day/Night Rearview Mirror	S	S	-	-	-	-
Day/Night Rearview Mirror w/Mounted Maplights [8]	-	-	S	S	S	S
Heavy-Duty Electric Rear Window Defogger	S	S	S	S	S	S
60/40 Split Fold-Down Rear Bench Seat	S	S	S	S	S	S
Fabric-Trimmed 4-Way Adjustable Front Seats	S	S	S	S	S	S
Driver's Seat Height Adjuster	S	S	S	S	S	S
Instrumentation: Black Speedometer, Tachometer w/LCD Odometer & Twin Tripmeters; & Coolant Temperature, Fuel Level & Outside Temperature Gauges	S	S	-	-	-	-
Instrumentation: Red-Illuminated White-Silhouette Speedometer, Tachometer w/LCD Odometer & Twin Tripmeters; & Coolant Temperature, Fuel Level & Outside Temperature Gauges	-	-	S	S	-	-

*This vehicle eBrochure is designed to identify vehicles commonly available in your area. If you would prefer to purchase a vehicle with no options or additional options, please contact your local dealer to check for current availability or the possibility of placing an order for such a vehicle.



Standard Features and Options* S = Standard O = Optional P = Part of Package	CE 5-Speed Manual (1801)	CE 4-Speed Auto (1802)	S 5-Speed Manual (1811)	S 4-Speed Auto (1812)	LE 5-Speed Manual (1821)	LE 4-Speed Auto (1822)
Instrumentation: Optitron Meters w/Speedometer, Tachometer w/LCD Odometer & Twin Tripmeters; & Coolant Temperature, Fuel Level & Outside Temperature Gauges	-	-	-	-	S	S
Remote Fuel-Filler Door & Hood Releases	S	S	S	S	S	S
Remote Trunk Release w/Cancel Feature & Trunk Lamp	S	S	S	S	S	S
Two 12V Power Outlets	S	S	S	S	S	S
Wood-Grain-Style Interior Trim	-	-	-	-	S	S
Cup Holders (Two Front & Two Rear)	S	S	S	S	S	S
Covered Center Console w/Storage	S	S	S	S	S	S
Digital Clock	S	S	S	S	S	S
Remote Keyless Entry System w/Lock, Unlock & Panic Features	-	-	P	P	S	S

*This vehicle eBrochure is designed to identify vehicles commonly available in your area. If you would prefer to purchase a vehicle with no options or additional options, please contact your local dealer to check for current availability or the possibility of placing an order for such a vehicle.



Options*

CE Packages and Options

All-Weather Guard Package:

- Windshield molding
- Anti-chipping tape
- Heavy-duty heater
- Rear heater duct

Convenience Package:

- Cruise control
- Power door locks [7]

Upgrade Package:

- Power windows
- Power door locks [7]

4-wheel Anti-lock Brake System (ABS) with Electronic Brake-force Distribution (EBD) and Direct Tire Pressure Monitor System [5]

Driver and front passenger front seat-mounted side airbags and front and rear side curtain airbags [1]

Cruise control

S Packages and Options

All-Weather Guard Package:

- Windshield molding
- Anti-chipping tape
- Heavy-duty heater
- Rear heater duct

Enhanced Power Package:

- Power windows
- Remote keyless entry system
- Cruise control

Extra Value Package #1:

- Power windows
- Remote keyless entry system
- Cruise control
- 15-in. alloy wheels with P195/65R15 tires
- Color-keyed rear deck spoiler

Sports Plus Package:

- 15-in. alloy wheels with P195/65R15 tires
- Color-keyed rear deck spoiler

*This vehicle eBrochure is designed to identify vehicles commonly available in your area. If you would prefer to purchase a vehicle with no options or additional options, please contact your local dealer to check for current availability or the possibility of placing an order for such a vehicle.



Moonroof Package:

- Power tilt/slide moonroof with sunshade
- Driver and front passenger front seat-mounted side airbags
- Front and rear side curtain airbags (1)

4-wheel Anti-lock Brake System (ABS) with Electronic Brake-force Distribution (EBD) and Direct Tire Pressure Monitor System [5]

Vehicle Stability Control (VSC) [2,3] with Traction Control (TRAC) and Brake Assist [4]

Driver and front passenger front seat-mounted side airbags and front and rear side curtain airbags [1]

Power tilt/slide moonroof with sunshade

AM/FM 6-disc in-dash CD changer with six speakers

16-in. alloy wheels with P195/55R16 tires [6]

LE Packages and Options

All-weather guard package:

- Windshield molding
- Anti-chipping tape
- Heavy-duty heater
- Rear heater duct

Audio Value Package:

- AM/FM 6-disc in-dash CD changer with six speakers
- Cruise control

JBL® Value Package:

- JBL® AM/FM 6-disc in-dash CD changer with eight speakers
- Cruise control

Moonroof Package:

- Power tilt/slide moonroof with sunshade
- Driver and front passenger front seat-mounted side airbags
- Front and rear side curtain airbags [1]

4-wheel Anti-lock Brake System (ABS) with Electronic Brake-force Distribution (EBD) and Direct Tire Pressure Monitor System [5]

Vehicle Stability Control (VSC) [2, 3] with Traction Control (TRAC) and Brake Assist [4]

Driver and front passenger front seat-mounted side airbags and front and rear side curtain airbags [1]

Power tilt/slide moonroof with sunshade

15-in. alloy wheels with P195/65R15 tires

*This vehicle eBrochure is designed to identify vehicles commonly available in your area. If you would prefer to purchase a vehicle with no options or additional options, please contact your local dealer to check for current availability or the possibility of placing an order for such a vehicle.



ACCESSORIES - EXTERIOR



15" Flare 5 Spoke Alloy Wheels
\$499.00

*Installed MSRP



Exhaust Tip by Valor
\$64.00

*Installed MSRP



Front End Mask
\$88.00

**Parts Only MSRP



Mudguards
\$73.00

**Parts Only MSRP



Rear Spoiler
\$425.00

*Installed MSRP



Wheel Locks
\$59.00

*Installed MSRP

* Installed MSRP is the Manufacturer's Suggest Retail Price for accessories installed by the manufacturer. Actual prices for dealer installed accessories may vary. Please see your local Toyota dealer for pricing.
** Installation not included. See your local dealer for installed pricing.



ACCESSORIES - INTERIOR



All Weather Mats

\$87.00

**Parts Only MSRP



Ashtray Cup

\$18.00

**Parts Only MSRP



Auto-Dimming Mirror

\$269.00

*Installed MSRP



Cargo Tote by Nifty Products

\$40.00

*Installed MSRP



Cargo Net

\$49.00

*Installed MSRP



Carpet Floor/Trunk Mat Set (5pc. set)

\$147.00

*Installed MSRP



Door Sill Enhancements by ACSCO

\$159.00

*Installed MSRP



Emergency Assistance Kit

\$70.00

*Installed MSRP



First Aid Kit

\$29.00

*Installed MSRP



Shifter Knobs by OBX Racing

\$49.00

*Installed MSRP



Sport Pedals by OBX Racing Silver Finish - \$79.00

*Installed MSRP



Trunk Mat

\$59.00

**Parts Only MSRP

* Installed MSRP is the Manufacturer's Suggest Retail Price for accessories installed by the manufacturer. Actual prices for dealer installed accessories may vary. Please see your local Toyota dealer for pricing.

** Installation not included. See your local dealer for installed pricing.



ACCESSORIES - INTERIOR



VIP Security System
RS3200 Plus - \$359.00

*Installed MSRP



Xtreme Cargo Mat
\$79.00

**Parts Only MSRP

These interior accessories are also available:

- **Simulated Blackwood Dash**
- **Simulated Carbon Fiber Dash**

* Installed MSRP is the Manufacturer's Suggest Retail Price for accessories installed by the manufacturer.

Actual prices for dealer installed accessories may vary. Please see your local Toyota dealer for pricing.

** Installation not included. See your local dealer for installed pricing.



Specifications	CE 5-Speed Manual (1801)	CE 4-Speed Auto (1802)	S 5-Speed Manual (1811)	S 4-Speed Auto (1812)	LE 5-Speed Manual (1821)	LE 4-Speed Auto (1822)
Mechanical/Performance						
Engine	1.8-liter DOHC 16-valve VVT-i 4-cylinder 126 hp @ 6000 rpm; 122 lb.-ft. @ 4200 rpm					
Transmission	5-speed manual overdrive	4-speed electronically controlled automatic overdrive (ECT)	5-speed manual overdrive	4-speed electronically controlled automatic overdrive (ECT)	5-speed manual overdrive	4-speed electronically controlled automatic overdrive (ECT)
Body construction	Unitized body					
Drivetrain	Front engine, front-wheel drive					
Suspension	Independent MacPherson strut front, torsion beam rear suspension with front and rear stabilizer bars					
Steering	Engine speed-sensing power-assisted rack-and-pinion					
Turning circle diameter, curb to curb (ft.)	36.1					
Brakes	Power-assisted ventilated front disc/rear drum					
4-wheel Anti-lock Brake System (ABS) with Electronic Brake-force Distribution (EBD)	Available					
Vehicle Stability Control (VSC) [2,3] with Traction Control (TRAC) and Brake Assist [4]	NA		Available			
Exterior Dimensions (in.)						
Overall height	58.5					
Overall width	66.9					
Overall length	178.3					
Wheelbase	102.4					
Track (front/rear)	58.3/57.5					
Minimum running ground clearance	5.7					



Specifications	CE 5-Speed Manual (1801)	CE 4-Speed Auto (1802)	S 5-Speed Manual (1811)	S 4-Speed Auto (1812)	LE 5-Speed Manual (1821)	LE 4-Speed Auto (1822)
Interior Dimensions front/rear (in.)						
Head room (with moonroof)	39.3/37.1		39.3/37.1 (37.8/37.0)			
Shoulder room	53.1/53.5					
Hip room	51.9/46.2					
Leg room	41.3/35.4					
Seating capacity	5					
Weights and Capacities						
Curb weight (lb.)	2530	2595	2550	2615	2550	2615
EPA passenger volume (cu. ft.)	90.3		90.3/88.5 [9]			
Luggage capacity (cu. ft.)	13.6					
Towing capacity (lb.) [10]	1500					
Fuel tank (gal.)	13.2					
Tires						
Size -- Standard	P185/65R15		P195/65R15			
Size -- Available	NA		P195/55R16 [6,11]		NA	
Type -- Standard	All-Season					
Type -- Available	NA		Performance [6,11]		NA	
Spare	Temporary					
Mileage Estimates (mpg city/highway)						
Miles Per Gallon [12]	32/41	30/38	32/41	30/38	32/41	30/38



Warranties

Basic: 36 months/36,000 miles (all components other than normal wear and maintenance items).

Powertrain: 60 months/60,000 miles (engine, transmission/transaxle, front-wheel drive, rear-wheel drive, seatbelts and airbags).

Rust-Through: 60 months/unlimited miles (corrosion perforation of sheet metal).

Federal Emission Coverage: Components under the federal emission defect warranty are covered for 36 months/36,000 miles and specified major emission control components are covered for 8 years/80,000 miles. Specified major emission control components under emission performance warranty are also covered for 8 years/80,000 miles. In addition, emission performance warranty is applicable for 24 months/24,000 miles in states and local jurisdictions that require a periodic EPA-approved inspection and maintenance program.

California Emission Control Coverage: In California and any other state that adopts California emission warranty provisions, performance warranty and defect warranty coverage is applicable for 36 months/50,000 miles, and specific control devices are covered for 7 years/70,000 miles.

Accessories: Warranty coverage is for 12 months, regardless of mileage. If the part or accessory is installed during the New Vehicle Limited Warranty period, coverage is for 12 months or the remainder of the applicable warranty coverage, whichever is greater, with the exception of car covers, which are covered for 12 months only.

You may be eligible for transportation assistance if it's necessary that your vehicle be kept overnight for repairs covered under warranty. Please see your authorized Toyota dealership for further details.

For complete details about Toyota's warranties, please visit www.toyota.com, refer to the applicable Owner's Warranty Information booklet or see your Toyota dealer.

In addition, there may be times when we will establish a special policy adjustment that will further defray repair costs. For details about the new vehicle limited warranty, see your Toyota dealer. And for complete details of Toyota's warranties, please refer to your Owner's Warranty.

Disclaimers

[1] All the vehicle's airbag systems are Supplemental Restraint Systems (SRS). The driver and front passenger airbags are designed to inflate in severe (usually frontal) collisions where the magnitude and duration of the forward deceleration of the vehicle exceed the design threshold level. The side airbags and side curtain airbags are designed to inflate in certain types of severe side-impact collisions. In all other accidents, the airbags will not inflate. To decrease the risk of injury from an inflating airbag, always wear seatbelts, sit upright in the middle of the seat as far back as possible from the airbag modules and do not lean against the door. Do not put objects in front of an airbag or around the seatback. Do not use a rearward-facing child seat in any front passenger seat. The force of an inflating airbag SRS may cause serious injury or death. Please see your Owner's Manual for further instructions. Vehicle complies with "advanced airbag" requirements of FMVSS 208.

[2] Vehicle Stability Control (VSC) is an electronic system designed to help the driver maintain vehicle control under adverse conditions. It is not a substitute for safe driving practices. Factors including speed, road conditions and driver steering input can all affect whether VSC will be effective in preventing a loss of control. Please see your Owner's Manual for further details.

[3] Requires ABS. Available with automatic transmission only.

[4] Brake Assist is designed to help the driver take full advantage of the benefits of ABS. It is not a substitute for safe driving practices. Braking effectiveness also depends on proper brake-system maintenance and tire and road conditions.

[5] The Toyota Tire Pressure Monitor alerts the driver when tire pressure is critically low. For optimal tire wear and performance, tire pressure should be checked regularly with a gauge; do not rely solely on the monitor system. See your Owner's Manual for details.

[6] 16-in. alloy wheels with P195/55R16 performance tires are expected to experience greater tire wear than conventional tires. Tire life may be less than 24,000 miles, depending upon driving conditions.

[7] Shift-activated locking feature with automatic transmission only.

[8] On models equipped with available moonroof, maplights are located in the overhead console.

[9] With available power moonroof.

[10] Before towing, confirm your vehicle and trailer are compatible, hooked up and loaded properly and that you have any necessary additional equipment. Do not exceed any Weight Ratings and follow all instructions in your Owner's Manual. The maximum you can tow depends on the total weight of any cargo, occupants and available equipment.

[11] Requires available 16-in. alloy wheels.

[12] 2007 EPA mileage estimates. Actual mileage may vary.